



District Report Card: 2017


State: Jharkhand	District: Ramgarh
Class: 8	Subject: Language
Schools: 49	Students: 1324


Participation/Coverage


Students

<div>GENDER</div> <div></div>	Boys		Girls	
	Number	%	Number	%
	551	41.62	773	58.38

<div>AREA</div> <div></div>	Rural		Urban	
	Number	%	Number	%
	1130	85.35	194	14.65

<div>CATEGORY</div> <div></div>	SC		ST		OBC		GEN	
	Number	%	Number	%	Number	%	Number	%
	156	11.78	353	26.66	776	58.61	39	2.95

<div>CWSN</div> <div></div>	LD	VI	HI	S&LD	ID	Oth
	4	0	2	0	2	29

<div>Management</div> <div></div>	Government		Government-aided	
	Number	%	Number	%
	1324	100.00	0	0.00

Average Performance of Students in Language (%)

Overall	Gender		Area		Management		Social Group			
	Male	Female	Rural	Urban	Govt.	Aided	SC	ST	OBC	GEN
62.94	62.46	63.28	62.47	65.64	62.94	0.00	64.27	57.07	65.12	67.18

Performance on Learning Outcomes (LOs)

Learning Outcomes	Description	Average Performance(%)
L813	Read textual/non-textual materials with comprehension and identifies the details, characters, main idea and sequence of ideas and events while reading	62.94

Range of Performance of Students who Answered Correctly							
Below 30%		30% - 50%		50% - 75%		Above 75%	
Number	%	Number	%	Number	%	Number	%
125	9.44	240	18.13	557	42.07	402	30.36

Lowest Performing Learning Outcomes (LOs)

1 - Read textual/non-textual materials with comprehension and identifies the details, characters, main idea and sequence of ideas and events while reading (62.94)